

School Employees Retirement System

THOMAS R. ANDERSON
Executive Director

45 NORTH FOURTH STREET • COLUMBUS, OHIO 43215-3634 • (614) 222-5853

VIRGINIA BRIZENDINE
Finance


ROBERT E. HARTSOOK
Deputy Director

JIMMIE L. KINNAN
General Counsel

KAREN G. KLOSS
Member Services

DOUGLAS L. SISSON
Investments

TERESA R. WOOLLEY
Information Technology



August 9, 2000

Aristotle Hutras, Director
Ohio Retirement Study Council
88 East Broad Street, Suite 1175
Columbus, Ohio 43215

Dear Mr. Hutras:

Pursuant to Section 3309.391 of the Ohio Revised Code, please find enclosed a copy of the Disability Experience Report for the School Employees Retirement System. This report details the disability activity by employer for the fiscal year of July 1, 1999 through June 30, 2000 and is the first of a five-year reporting period.

If we can be of additional assistance, please call.

Very truly yours,

A handwritten signature in cursive script that reads "Tom".

Thomas R. Anderson
Executive Director

RETIREMENT BOARD

MARY E. KASUNIC
President

BARBARA OVERHOLSER
Vice President


JUDY KELLEY
Employee-Member

JEANNIE KNOX
Employee-Member

BARBARA MILLER
Employee-Member

BETTY MONTGOMERY
Attorney General

JIM PETRO
Auditor of State

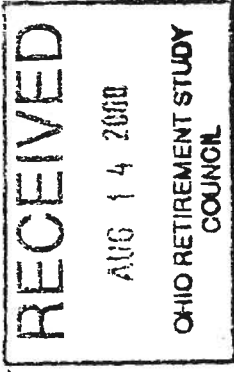


SCHOOL EMPLOYEES RETIREMENT SYSTEM

Disability Application Activity Report

Fiscal Year 1999-2000

August 9, 2000



Employer	Submitted	In Process	Cancelled	Denied	Approved	Total Employees Approved for Disability
Ada Exempted Village	2	0	0	0	2	0.043%
Adams County (ECS)/Ohio Valley Schools	3	2	0	0	1	0.004%
Adena Local	0	0	0	0	0	0.000%
Akron City	19	7	1	1	10	0.006%
Alexander Local	4	0	0	0	4	0.036%
Allen County (ECS)	0	0	0	0	0	0.000%
Allen East Local	0	0	0	0	0	0.000%
Alliance (Community Schools)	0	0	0	0	0	0.000%
Alliance City	3	2	0	0	1	0.005%
Amanda-Clearcreek Local	0	0	0	0	0	0.000%
Amherst Exempted Village	2	0	0	0	2	0.011%
Anna Local	0	0	0	0	0	0.000%
Ansonia Local	0	0	0	0	0	0.000%
Anthony Wayne Local	3	0	0	1	2	0.010%

Employer	Submitted	In Process	Cancelled	Denied	Approved	Total Employees	
						Approved	Approved for Disability
Antwerp Local	0	0	0	0	0	0	0.000%
Apollo (JVSD)	0	0	0	0	0	0	0.000%
Arcadia Local	0	0	0	0	0	0	0.000%
Arcanum-Butler Local	0	0	0	0	0	0	0.000%
Archbold Area Local	2	0	0	0	2	2	0.024%
Arlington Local	0	0	0	0	0	0	0.000%
Ashland City	1	0	0	0	1	1	0.005%
Ashland County-West Holmes (JVSD)	0	0	0	0	0	0	0.000%
Ashtabula Area City	6	1	0	0	5	5	0.017%
Ashtabula County	0	0	0	0	0	0	0.000%
Ashtabula County (JVSD)	0	0	0	0	0	0	0.000%
Athens City	1	0	0	1	0	0	0.000%
Athens-Meigs (ECS)	0	0	0	0	0	0	0.000%
Auburn (JVSD)	0	0	0	0	0	0	0.000%
Auglaize County (ECS)	0	0	0	0	0	0	0.000%
Aurora Academy (Community Schools)	0	0	0	0	0	0	0.000%
Aurora City	0	0	0	0	0	0	0.000%
Austintown Local	1	0	0	0	1	1	0.003%
Avon Lake City	0	0	0	0	0	0	0.000%

Employer	In Process				Total Employees	
	Submitted	In Process	Cancelled	Denied	Approved	Approved for Disability
Avon Local	1	0	0	0	1	0.011%
Ayersville Local	0	0	0	0	0	0.000%
Barberton City	1	0	0	0	1	0.004%
Barnesville Exempted Village	0	0	0	0	0	0.000%
Batavia Local	1	0	0	0	1	0.013%
Bath Local	1	0	0	1	0	0.000%
Bay Village City	1	0	0	0	1	0.005%
Beachwood City	1	0	0	1	0	0.000%
Beaver Local	2	0	0	1	1	0.003%
Beavercreek City Exempted Village	2	1	0	0	1	0.003%
Bedford City	3	1	0	0	2	0.007%
Bellaire City	1	1	0	0	0	0.000%
Bellefontaine City	2	1	0	0	1	0.006%
Bellevue City	0	0	0	0	0	0.000%
Belmont County	0	0	0	0	0	0.000%
Belmont Harrison Area (JVSD)	0	0	0	0	0	0.000%
Belmont Technical College	0	0	0	0	0	0.000%
Belpre City	0	0	0	0	0	0.000%
Benjamin Logan Local	1	0	0	0	1	0.009%

Employer	Total Employees				Approved for Disability	
	Submitted	In Process	Cancelled	Denied		
Benton-Carroll-Salem Local	2	0	0	0	2	0.015%
Berea City	3	2	0	0	1	0.002%
Berkshire Local	0	0	0	0	0	0.000%
Berlin-Milam Local	1	1	0	0	0	0.000%
Berne-Union Local	1	1	0	0	0	0.000%
Bethel Local	0	0	0	0	0	0.000%
Bethel-Tate Local	2	0	0	0	2	0.020%
Bettsville Local	0	0	0	0	0	0.000%
Bexley City	0	0	0	0	0	0.000%
Big Walnut Local	2	0	0	0	2	0.019%
Black River Local	0	0	0	0	0	0.000%
Blanchester Local	1	0	0	0	1	0.009%
Bloom-Carroll Local	0	0	0	0	0	0.000%
Bloom-Vernon Local	0	0	0	0	0	0.000%
Bloomfield-Mespo Local	0	0	0	0	0	0.000%
Bluffton Exempted Village	0	0	0	0	0	0.000%
Boardman Local	1	1	0	0	0	0.000%
Botkins Local	0	0	0	0	0	0.000%
Bowling Green City	1	0	0	0	1	0.007%

Employer	Submitted	In Process	Cancelled	Denied	Approved	Total Employees	
						Approved	Approved for Disability
Bradford Exempted Village	0	0	0	0	0	0	0.000%
Brecksville Broadview Heights City	1	0	0	0	1	1	0.003%
Bridgeport Exempted Village	0	0	0	0	0	0	0.000%
Bright Local	1	1	0	0	0	0	0.000%
Bristol Local	0	0	0	0	0	0	0.000%
Brookfield Local	0	0	0	0	0	0	0.000%
Brooklyn City	0	0	0	0	0	0	0.000%
Brookville Local	0	0	0	0	0	0	0.000%
Brown County	0	0	0	0	0	0	0.000%
Brown Local	0	0	0	0	0	0	0.000%
Brunswick City	1	0	1	0	0	0	0.000%
Bryan City	0	0	0	0	0	0	0.000%
Buckeye (JVSD)	1	1	0	0	0	0	0.000%
Buckeye Central Local	0	0	0	0	0	0	0.000%
Buckeye Local (Ashtabula)	0	0	0	0	0	0	0.000%
Buckeye Local (Jefferson)	2	1	0	0	1	1	0.007%
Buckeye Local (Medina)	0	0	0	0	0	0	0.000%
Buckeye Valley Local	1	0	0	0	1	1	0.008%
Bucyrus City	0	0	0	0	0	0	0.000%

Employer	Submitted	In Process	Cancelled	Denied	Approved	Total Employees Approved for Disability
Butler County (ECS)	0	0	0	0	0	0.000%
Butler County (JVSD)	0	0	0	0	0	0.000%
Caldwell Exempted Village	0	0	0	0	0	0.000%
Cambridge City	1	0	0	1	0	0.000%
Campbell City	0	0	0	0	0	0.000%
Canal Winchester Local	0	0	0	0	0	0.000%
Canfield Local	1	0	0	0	1	0.006%
Canton City	15	5	0	1	9	0.013%
Canton City Recreation	0	0	0	0	0	0.000%
Canton Local	1	0	0	0	1	0.006%
Cardinal Local	0	0	0	0	0	0.000%
Cardington-Lincoln Local	0	0	0	0	0	0.000%
Carey Exempted Village	0	0	0	0	0	0.000%
Carlisle Local	1	0	0	0	1	0.010%
Carroll Harrison (ECS)	0	0	0	0	0	0.000%
Carrollton Exempted Village	0	0	0	0	0	0.000%
Cedar Cliff Local	0	0	0	0	0	0.000%
Celina City	0	0	0	0	0	0.000%
Centerburg Local	0	0	0	0	0	0.000%

Employer	Submitted	In Process	Cancelled	Denied	Approved	Total Employees Approved for Disability
Centerville City	5	0	0	0	5	0.012%
Central Local	0	0	0	0	0	0.000%
Central Ohio (JVSD)	0	0	0	0	0	0.000%
Chagrin Falls Exempted Village	1	0	0	0	1	0.009%
Champion Local	1	0	0	1	0	0.000%
Chardon Local	1	0	0	0	1	0.006%
Chesapeake Union Exempted Village	0	0	0	0	0	0.000%
Chillicothe City	0	0	0	0	0	0.000%
Chippewa Local	0	0	0	0	0	0.000%
Cincinnati City	44	6	1	2	35	0.010%
Cincinnati College Preparatory Academy (Community Schools)	0	0	0	0	0	0.000%
Cincinnati State Technical College	2	1	0	0	1	0.006%
Cirleville City	1	0	0	0	1	0.009%
Citizens Academy (Community Schools)	0	0	0	0	0	0.000%
City Day (Community Schools)	0	0	0	0	0	0.000%
Clark County (ECS)	0	0	0	0	0	0.000%
Clark State Community College	2	1	0	0	1	0.005%
Clark-Shawnee Local	2	0	0	1	1	0.008%
Clay Local	0	0	0	0	0	0.000%

Employer	Submitted	In Process	Cancelled	Denied	Approved	Total Employees Approved for Disability
Claymont City	0	0	0	0	0	0.000%
Clear Fork Valley Local	1	1	0	0	0	0.000%
Clearview Local	2	0	0	0	2	0.021%
Clermont County (ESC)	0	0	0	0	0	0.000%
Clermont Northeastern Local	1	1	0	0	0	0.000%
Cleveland Alternative Learning Academy (Community Schools)	0	0	0	0	0	0.000%
Cleveland City	43	13	0	4	26	0.006%
Cleveland Heights-University Heights City	2	1	0	0	1	0.002%
Clinton-Fayette-Highland	0	0	0	0	0	0.000%
Clinton-Massie Local	1	0	0	0	1	0.013%
Cloverleaf Local	0	0	0	0	0	0.000%
Clyde-Green Springs Exempted Village	0	0	0	0	0	0.000%
Coldwater Exempted Village	0	0	0	0	0	0.000%
College Corner Local	0	0	0	0	0	0.000%
Colonel Crawford Local	0	0	0	0	0	0.000%
Columbia Local	1	0	0	0	1	0.014%
Columbiana County	0	0	0	0	0	0.000%
Columbiana County (JVSD)	0	0	0	0	0	0.000%
Columbiana Exempted Village	0	0	0	0	0	0.000%

Employer	Submitted	In Process	Cancelled	Denied	Approved	Total Employees Approved for Disability
Columbus City	63	18	1	5	39	0.010%
Columbus Grove Local	0	0	0	0	0	0.000%
Columbus State Community College	4	0	0	1	3	0.005%
Conneaut City	2	1	0	0	1	0.008%
Conotton Valley Union Local	1	0	0	0	1	0.022%
Continental Local	0	0	0	0	0	0.000%
Copley-Fairlawn City	0	0	0	0	0	0.000%
Cory-Rawson Local	0	0	0	0	0	0.000%
Coshocton City	0	0	0	0	0	0.000%
Coshocton County (JVSD)	0	0	0	0	0	0.000%
Coventry Local	1	0	0	0	1	0.007%
Covington Exempted Village	0	0	0	0	0	0.000%
Crestline Exempted Village	1	0	0	0	1	0.016%
Crestview Local (Columbiana)	1	0	0	0	1	0.017%
Crestview Local (Richland)	0	0	0	0	0	0.000%
Crestview Local (Van Wert)	1	0	0	0	1	0.018%
Crestwood Local	3	0	1	1	1	0.007%
Crooksville Exempted Village	0	0	0	0	0	0.000%
Cuyahoga County (ECS)	2	1	0	0	1	0.002%

Employer	Submitted	In Process	Cancelled	Denied	Approved	Total Employees Approved for Disability
Cuyahoga Falls City	3	0	0	0	3	0.010%
Cuyahoga Heights Local	4	0	1	0	3	0.037%
Cuyahoga Valley Career Center (JVSD)	0	0	0	0	0	0.000%
Dalton Local	0	0	0	0	0	0.000%
Danbury Local	0	0	0	0	0	0.000%
Danville Local	1	0	0	1	0	0.000%
Darke County (ECS)	0	0	0	0	0	0.000%
Dawson-Bryant Local	2	1	0	0	1	0.012%
Dayton City	33	11	0	8	14	0.008%
Dayton Urban Academy (Community Schools)	0	0	0	0	0	0.000%
Deer Park City	0	0	0	0	0	0.000%
Defiance City	3	0	0	1	2	0.014%
Delaware City	1	1	0	0	0	0.000%
Delaware City-County (JVSD)	0	0	0	0	0	0.000%
Delaware-Union County (JVSD)	0	0	0	0	0	0.000%
Delphos City	0	0	0	0	0	0.000%
Dover City	1	1	0	0	0	0.000%
Dublin City	0	0	0	0	0	0.000%
Eagle Heights Academy (Community Schools)	0	0	0	0	0	0.000%

Employer	Submitted	In Process	Cancelled	Denied	Approved	Total Employees Approved for Disability
East Cleveland City	2	0	0	0	2	0.006%
East Clinton Local	0	0	0	0	0	0.000%
East Guernsey Local	0	0	0	0	0	0.000%
East Holmes Local	2	2	0	0	0	0.000%
East Knox Local	0	0	0	0	0	0.000%
East Liverpool City	2	1	0	1	0	0.000%
East Muskingum Local	1	1	0	0	0	0.000%
East Palestine City	0	0	0	0	0	0.000%
Eastern Local (Brown)	0	0	0	0	0	0.000%
Eastern Local (Meigs)	1	0	0	0	1	0.020%
Eastern Local (Pike)	1	0	0	0	1	0.016%
Eastland (JVSD)	2	1	0	0	1	0.014%
Eastwood Local	1	0	0	0	1	0.008%
Eaton City	1	0	0	0	1	0.009%
Edgerton Local	0	0	0	0	0	0.000%
Edgewood City	1	0	0	0	1	0.006%
Edison Local	1	0	0	0	1	0.006%
Edon-Northwest Local	0	0	0	0	0	0.000%
Ehove (JVSD)	1	0	0	0	1	0.018%

Employer	Submitted	In Process	Cancelled	Denied	Approved	Total Employees Approved for Disability
Elgin Local	0	0	0	0	0	0.000%
Elida Local	0	0	0	0	0	0.000%
Elmwood Local	0	0	0	0	0	0.000%
Elyria City	2	2	0	0	0	0.000%
Erie-Huron-Ottawa (ECS)	0	0	0	0	0	0.000%
Euclid City	3	0	0	0	3	0.006%
Evergreen Local	0	0	0	0	0	0.000%
Fairbanks Local	0	0	0	0	0	0.000%
Fairborn City	6	1	0	0	5	0.016%
Fairfield City	4	1	0	1	2	0.004%
Fairfield County (ECS)	0	0	0	0	0	0.000%
Fairfield Local	0	0	0	0	0	0.000%
Fairfield Union Local	1	0	0	0	1	0.011%
Fairland Local	0	0	0	0	0	0.000%
Fairlawn Local	0	0	0	0	0	0.000%
Fairless Local	0	0	0	0	0	0.000%
Fairport Exempted Village	0	0	0	0	0	0.000%
Fairview Park City	1	0	0	0	1	0.008%
Fayetteville-Perry Local	0	0	0	0	0	0.000%

Employer	Submitted	In Process	Cancelled	Denied	Approved	Total Employees Approved for Disability
Federal-Hocking Local	2	0	0	1	1	0.010%
Felicity-Franklin Local	0	0	0	0	0	0.000%
Field Local	0	0	0	0	0	0.000%
Findlay City	3	0	0	1	2	0.005%
Finneytown Local	0	0	0	0	0	0.000%
Firelands Local	2	0	0	0	2	0.019%
Forest Hills Local	3	1	0	0	2	0.005%
Fort Frye Local	0	0	0	0	0	0.000%
Fort Laramie Local	0	0	0	0	0	0.000%
Fort Recovery Local	0	0	0	0	0	0.000%
Fostoria Community	1	0	0	0	1	0.005%
Four County (JVSD)	1	0	0	0	1	0.020%
Franklin City	1	0	0	0	1	0.006%
Franklin County (ECS)	0	0	0	0	0	0.000%
Franklin Local	0	0	0	0	0	0.000%
Franklin Monroe Local	0	0	0	0	0	0.000%
Fredericktown Local	1	0	0	0	1	0.015%
Fremont City	1	0	0	0	1	0.004%
Frontier Local	0	0	0	0	0	0.000%

Employer	Submitted	In Process	Cancelled	Denied	Approved	Total Employees Approved for Disability
Gahanna-Jefferson City	1	0	0	0	1	0.004%
Galion City	3	1	0	0	2	0.019%
Gallia Local	1	0	0	1	0	0.000%
Gallia-Jackson-Vinton (JVSD)	0	0	0	0	0	0.000%
Gallia-Vinton (ECS)	0	0	0	0	0	0.000%
Gallipolis City	0	0	0	0	0	0.000%
Garaway Local	0	0	0	0	0	0.000%
Garfield Heights City	0	0	0	0	0	0.000%
Geauga County (ECS)	1	0	1	0	0	0.000%
Geneva Area City	0	0	0	0	0	0.000%
Genoa Area Local	1	0	0	0	1	0.012%
Georgetown Exempted Village	1	0	0	0	1	0.014%
Gibsonburg Exempted Village	0	0	0	0	0	0.000%
Girard City	0	0	0	0	0	0.000%
Gorham-Fayette Local	2	0	0	2	0	0.000%
Goshen Local	0	0	0	0	0	0.000%
Graham (Community Schools)	0	0	0	0	0	0.000%
Graham Local	0	0	0	0	0	0.000%
Grand Valley Local	1	0	0	0	1	0.014%

Employer	Submitted	In Process	Cancelled	Denied	Approved	Total Employees Approved for Disability
Grandview Heights City	0	0	0	0	0	0.000%
Granville Exempted Village	0	0	0	0	0	0.000%
Great Oaks (JVSD)	1	1	0	0	0	0.000%
Greater Cincinnati (Community Schools)	0	0	0	0	0	0.000%
Green Local (Summit)	1	1	0	0	0	0.000%
Green Local (Wayne)	0	0	0	0	0	0.000%
Green Township Local	2	0	1	0	1	0.019%
Greene County	0	0	0	0	0	0.000%
Greene County (JVSD)	0	0	0	0	0	0.000%
Greeneview Local	0	0	0	0	0	0.000%
Greenfield Exempted Village	1	0	0	0	1	0.009%
Greenville City	1	1	0	0	0	0.000%
Groveport-Madison Local	1	1	0	0	0	0.000%
Guernsey-Monroe-Noble (ECS)	0	0	0	0	0	0.000%
Hamilton City	4	1	0	0	3	0.006%
Hamilton County (ECS)	1	0	0	0	1	0.003%
Hamilton Local	2	0	0	0	2	0.019%
Hancock County	0	0	0	0	0	0.000%
Hardin County (ECS)	0	0	0	0	0	0.000%

Employer	In Process				Total Employees	
	Submitted	In Process	Cancelled	Denied	Approved	Approved for Disability
Hardin Northern Local	0	0	0	0	0	0.000%
Hardin-Houston Local	1	0	0	0	1	0.016%
Harmony (Community Schools)	0	0	0	0	0	0.000%
Harrison Hillis City	1	0	0	0	1	0.007%
Heath City	0	0	0	0	0	0.000%
Hicksville Exempted Village	0	0	0	0	0	0.000%
High Life Youth (Community Schools)	0	0	0	0	0	0.000%
Highland Local (Medina)	0	0	0	0	0	0.000%
Highland Local (Morrow)	0	0	0	0	0	0.000%
Hilliard City	7	0	0	1	6	0.012%
Hillsboro City	0	0	0	0	0	0.000%
Hillsdale Local	0	0	0	0	0	0.000%
Hocking Technical College	2	2	0	0	0	0.000%
Holgate Local	0	0	0	0	0	0.000%
HOPE Academy-Broadway Campus (Community Schools)	0	0	0	0	0	0.000%
HOPE Academy-Brown Street Campus (Community Schools)	0	0	0	0	0	0.000%
HOPE Academy-Cathedral Campus (Community Schools)	0	0	0	0	0	0.000%
HOPE Academy-Chapelside Campus (Community Schools)	0	0	0	0	0	0.000%
HOPE Academy-Lincoln Park (Community Schools)	0	0	0	0	0	0.000%

Employer	Submitted	In Process	Cancelled	Denied	Approved	Total Employees Approved for Disability
HOPE Academy-University Campus (Community Schools)	0	0	0	0	0	0.000%
Hopewell-Loudon Local	1	0	0	0	1	0.021%
Horizon Science Academy-Cleveland (Community Schools)	0	0	0	0	0	0.000%
Horizon Science Academy-Columbus (Community Schools)	0	0	0	0	0	0.000%
Howland Local	0	0	0	0	0	0.000%
Hubbard Exempted Village	0	0	0	0	0	0.000%
Huber Heights City	6	1	0	1	4	0.013%
Hudson City Exempted Village	1	0	0	0	1	0.003%
Huntington Local	2	1	0	0	1	0.014%
Huron City	0	0	0	0	0	0.000%
Ida B. Wells (Community Schools)	0	0	0	0	0	0.000%
Independence Local	0	0	0	0	0	0.000%
Indian Creek Local	1	1	0	0	0	0.000%
Indian Hill Exempted Village	0	0	0	0	0	0.000%
Indian Lake Local	1	1	0	0	0	0.000%
Indian Valley Local	0	0	0	0	0	0.000%
Ironton City	1	1	0	0	0	0.000%
Jackson Center Local	0	0	0	0	0	0.000%
Jackson City	1	1	0	0	0	0.000%

Employer	Submitted	In Process	Cancelled	Denied	Approved	Total Employees Approved for Disability
Jackson Local	2	1	0	0	1	0.003%
Jackson-Milton Local	0	0	0	0	0	0.000%
JADES Academy (Community Schools)	0	0	0	0	0	0.000%
James A. Garfield Local	2	0	0	0	2	0.013%
Jefferson Area Local	2	0	0	0	2	0.016%
Jefferson Community College	2	0	0	0	2	0.022%
Jefferson County (ECS)	0	0	0	0	0	0.000%
Jefferson County (JVSD)	0	0	0	0	0	0.000%
Jefferson Local	1	0	0	0	1	0.016%
Jefferson Township Local	2	0	1	1	0	0.000%
Jennings Local	0	0	0	0	0	0.000%
Johnstown Monroe Local	0	0	0	0	0	0.000%
Jonathan Alder Local	1	0	0	0	1	0.013%
Joseph Badger Local	0	0	0	0	0	0.000%
Kalida Local	0	0	0	0	0	0.000%
Kelleys Island Local	0	0	0	0	0	0.000%
Kenston Local	1	0	0	0	1	0.005%
Kent City	2	0	0	0	2	0.007%
Kenton City	1	0	0	0	1	0.009%

Employer	Submitted	In Process	Cancelled	Denied	Approved	Total Employees Approved for Disability
Kettering City	3	2	0	0	1	0.002%
Keystone Local	1	0	0	0	1	0.011%
Kings Local	1	1	0	0	0	0.000%
Kirtland Local	0	0	0	0	0	0.000%
Knox County	0	0	0	0	0	0.000%
Knox County (JVSD)	0	0	0	0	0	0.000%
Labrae Local	1	0	0	0	1	0.013%
Lake County (ESC)	0	0	0	0	0	0.000%
Lake Local (Stark)	0	0	0	0	0	0.000%
Lake Local (Wood)	0	0	0	0	0	0.000%
Lakeland Community College	1	0	0	0	1	0.002%
Lakeview Local	0	0	0	0	0	0.000%
Lakewood City	5	1	0	0	4	0.008%
Lakewood Local	0	0	0	0	0	0.000%
Lakota Local (Butler)	1	0	0	0	1	0.001%
Lakota Local (Sandusky)	0	0	0	0	0	0.000%
Lancaster City	7	2	0	4	1	0.003%
Lawrence County (ECS)	0	0	0	0	0	0.000%
Lawrence County (JVSD)	1	0	0	0	1	0.025%

Employer	Submitted	In Process	Cancelled	Denied	Approved	Total Employees Approved for Disability
Lebanon City	4	1	0	0	3	0.015%
Ledgement Local	0	0	0	0	0	0.000%
Leetonia Exempted Village	0	0	0	0	0	0.000%
Leipsic Local	1	0	0	0	1	0.027%
Lerc Metro	0	0	0	0	0	0.000%
Lexington Local	1	0	0	0	1	0.008%
Liberty Center Local	1	0	0	0	1	0.016%
Liberty Local	1	1	0	0	0	0.000%
Liberty Union-Thurston Local	0	0	0	0	0	0.000%
Liberty-Benton Local	0	0	0	0	0	0.000%
Licking County (ECS)	0	0	0	0	0	0.000%
Licking County (JVSD)	0	0	0	0	0	0.000%
Licking Heights Local	1	0	0	0	1	0.014%
Licking Valley Local	0	0	0	0	0	0.000%
Lifeskills Center of Akron (Community Schools)	0	0	0	0	0	0.000%
Lifeskills Center of Cincinnati (Community Schools)	0	0	0	0	0	0.000%
Lifeskills Center of Cleveland (Community Schools)	0	0	0	0	0	0.000%
Lifeskills Center of Youngstown (Community Schools)	0	0	0	0	0	0.000%
Lima City	3	0	0	0	3	0.009%

Employer	Submitted	In Process	Cancelled	Denied	Approved	Total Employees Approved for Disability
Lincolnview Local	0	0	0	0	0	0.000%
Lisbon Exempted Village	1	0	0	0	1	0.019%
Little Miami Local	0	0	0	0	0	0.000%
Lockland City	0	0	0	0	0	0.000%
Logan County (ECS)	0	0	0	0	0	0.000%
Logan Elm Local	0	0	0	0	0	0.000%
Logan-Hocking Local	2	1	0	0	1	0.014%
London City	2	0	0	0	2	0.021%
Lorain City	4	1	0	0	3	0.004%
Lorain County (ECS)	1	0	0	0	1	0.017%
Lorain County (JVSD)	0	0	0	0	0	0.000%
Lordstown Local	1	1	0	0	0	0.000%
Loudonville-Perrysville Exempted Village	0	0	0	0	0	0.000%
Louisville City	1	0	0	0	1	0.006%
Loveland City	3	1	1	0	1	0.005%
Lowellville Local	2	1	0	1	0	0.000%
Lucas County	0	0	0	0	0	0.000%
Lucas Local	0	0	0	0	0	0.000%
Lynchburg-Clay Local	2	0	0	0	2	0.031%

Employer	Submitted	In Process	Cancelled	Denied	Approved	Total Employees Approved for Disability
Mad River Green Local	0	0	0	0	0	0.000%
Mad River Local	3	1	0	0	2	0.010%
Madeira City	0	0	0	0	0	0.000%
Madison Local (Butler)	0	0	0	0	0	0.000%
Madison Local (Lake)	2	1	0	0	1	0.005%
Madison Local (Richland)	4	1	0	0	3	0.012%
Madison Plains Local	0	0	0	0	0	0.000%
Madison/Champaign (ECS)	0	0	0	0	0	0.000%
Mahoning County	0	0	0	0	0	0.000%
Mahoning County (JVSD)	0	0	0	0	0	0.000%
Manchester Local	0	0	0	0	0	0.000%
Mansfield City	4	1	0	0	3	0.008%
Maple Heights City	1	0	0	0	1	0.005%
Mapleton Local	0	0	0	0	0	0.000%
Maplewood Area (JVSD)	0	0	0	0	0	0.000%
Maplewood Local	0	0	0	0	0	0.000%
Margaretta Local	0	0	0	0	0	0.000%
Marionmont City	0	0	0	0	0	0.000%
Marietta City	1	0	0	0	1	0.007%

Employer	Submitted	In Process	Cancelled	Denied	Approved	Total Employees Approved for Disability
Marion City	1	0	0	0	1	0.004%
Marion Local	0	0	0	0	0	0.000%
Marion Technical Institute	0	0	0	0	0	0.000%
Marlington Local	1	0	0	0	1	0.004%
Martins Ferry City	1	0	0	0	1	0.014%
Manysville Exempted Village	0	0	0	0	0	0.000%
Mason City	1	0	0	0	1	0.003%
Massillon City	3	1	0	0	2	0.007%
Mathews Local	0	0	0	0	0	0.000%
Maumee City	1	0	0	0	1	0.006%
Mayfield City	2	1	0	0	1	0.003%
Maysville Local	1	1	0	0	0	0.000%
McComb Local	1	0	0	1	0	0.000%
McDonald Local	0	0	0	0	0	0.000%
Meadows/CHOICE	0	0	0	0	0	0.000%
Mechanicsburg Exempted Village	1	0	0	0	1	0.024%
Medina City	3	2	0	0	1	0.003%
Medina County	0	0	0	0	0	0.000%
Medina County (JVSD)	1	0	0	0	1	0.019%

Employer	Submitted	In Process	Cancelled	Denied	Approved	Total Employees Approved for Disability
Meigs Local	2	0	1	1	0	0.000%
Mentor Exempted Village	2	1	0	0	1	0.002%
Mercer County	0	0	0	0	0	0.000%
Metropolitan Educational Council	0	0	0	0	0	0.000%
Miami County	0	0	0	0	0	0.000%
Miami East Local	0	0	0	0	0	0.000%
Miami Trace Local	1	0	0	0	1	0.006%
Miami Valley Career Technology Center (JVSD)	2	0	0	0	2	0.027%
Miamisburg City	2	0	0	1	1	0.004%
Mid-East Ohio Vocational Career Center (JVSD)	1	1	0	0	0	0.000%
Mid-Ohio (ECS)	0	0	0	0	0	0.000%
Middle Bass Local	0	0	0	0	0	0.000%
Middletown-Monroe City	2	0	0	1	1	0.002%
Midland Council of Governments Metro	0	0	0	0	0	0.000%
Midview Local	1	1	0	0	0	0.000%
Milford Exempted Village	9	4	0	1	4	0.011%
Millcreek West Unity Local	0	0	0	0	0	0.000%
Miller City-New Cleveland	0	0	0	0	0	0.000%
Milton Union Exempted Village	0	0	0	0	0	0.000%

Employer	Submitted	In Process	Cancelled	Denied	Approved	Total Employees Approved for Disability
Minerva Local	1	0	0	0	1	0.009%
Minford Local	1	0	0	0	1	0.014%
Minster Local	0	0	0	0	0	0.000%
Mississinawa Valley Local	1	0	0	0	1	0.020%
MODEL Academy	0	0	0	0	0	0.000%
Mogadore Local	0	0	0	0	0	0.000%
Mohawk Local	0	0	0	0	0	0.000%
Monroe Academy (Community Schools)	0	0	0	0	0	0.000%
Monroe Local	0	0	0	0	0	0.000%
Monroeville Local	0	0	0	0	0	0.000%
Montgomery County (ECS)	0	0	0	0	0	0.000%
Montpelier Exempted Village	0	0	0	0	0	0.000%
Morgan Local	5	1	0	1	3	0.018%
Mt. Gilead Exempted Village	2	1	0	1	0	0.000%
Mt. Healthy City	2	0	0	0	2	0.009%
Mt. Vernon City	1	0	0	0	1	0.006%
Muskingum Area Technical College	0	0	0	0	0	0.000%
Muskingum Valley (ECS)	0	0	0	0	0	0.000%
Napoleon Area City	0	0	0	0	0	0.000%

Employer	Submitted	In Process	Cancelled	Denied	Approved	Total Employees Approved for Disability
National Trail Local School	1	0	0	0	0	0.000%
Nelsonville York City	1	0	0	1	0	0.000%
New Boston Local	0	0	0	0	0	0.000%
New Bremen Local	0	0	0	0	0	0.000%
New Knoxville Local	0	0	0	0	0	0.000%
New Lebanon Local	0	0	0	0	0	0.000%
New Lexington City	0	0	0	0	0	0.000%
New London Local	0	0	0	0	0	0.000%
New Miami Local	0	0	0	0	0	0.000%
New Philadelphia City	3	1	0	0	2	0.012%
New Richmond Exempted Village	1	0	0	0	1	0.006%
New Riegel Local	0	0	0	0	0	0.000%
Newark City	0	0	0	0	0	0.000%
Newbury Local	1	1	0	0	0	0.000%
Newcomerstown Exempted Village	0	0	0	0	0	0.000%
Newton Falls Exempted Village	2	0	0	0	2	0.024%
Newton Local	0	0	0	0	0	0.000%
Niles City	4	1	0	1	2	0.012%
Noble Local	1	0	0	0	1	0.013%

Employer	Submitted	In Process	Cancelled	Denied	Approved	Total Employees Approved for Disability
Nordonia Hills City	3	0	0	0	3	0.012%
North Baltimore Local	1	1	0	0	0	0.000%
North Bass Local	0	0	0	0	0	0.000%
North Canton City	2	1	0	0	1	0.004%
North Central Local (Wayne)	0	0	0	0	0	0.000%
North Central Local (Williams)	0	0	0	0	0	0.000%
North Central Ohio (ECS)	0	0	0	0	0	0.000%
North Central State Technical College	1	0	0	0	1	0.009%
North College Hill City	1	0	0	0	1	0.013%
North Fork Local	1	0	0	0	1	0.009%
North Olmsted City	2	1	0	0	1	0.003%
North Ridgeville City	2	1	0	0	1	0.005%
North Royalton City	3	1	0	0	2	0.008%
North Union Local	0	0	0	0	0	0.000%
Northeastern Local (Clark)	1	0	0	0	1	0.005%
Northeastern Local (Defiance)	1	1	0	0	0	0.000%
Northern Buckeye Educational Council	0	0	0	0	0	0.000%
Northern Local	2	1	0	0	1	0.008%
Northmont City	2	0	0	0	2	0.006%

Employer	Total Employees					
	Submitted	In Process	Cancelled	Denied		
Northmor Local	0	0	0	0	0	0.000%
Northridge Local (Licking)	2	0	0	0	2	0.021%
Northridge Local (Montgomery)	1	0	0	0	1	0.008%
Northwest Local (Hamilton)	4	1	0	0	3	0.005%
Northwest Local (Scioto)	2	0	0	0	2	0.022%
Northwest Local (Stark)	0	0	0	0	0	0.000%
Northwest Ohio (ESC)	0	0	0	0	0	0.000%
Northwest Ohio Building Trades Academy (Community Schools)	0	0	0	0	0	0.000%
Northwest State (JVSD)	0	0	0	0	0	0.000%
Northwestern Local (Clark)	1	0	0	0	1	0.010%
Northwestern Local (Wayne)	1	0	0	0	1	0.013%
Northwood Local	1	1	0	0	0	0.000%
Norton City	0	0	0	0	0	0.000%
Norwalk City	1	0	0	1	0	0.000%
Norwood City	0	0	0	0	0	0.000%
Oak Hill Union Local	2	1	0	0	1	0.015%
Oak Hills Local	5	2	0	0	3	0.007%
Oak Tree Montessori (Community Schools)	0	0	0	0	0	0.000%
Oakwood City	1	0	0	0	1	0.010%

Employer	Total Employees			
	Submitted	In Process	Cancelled	Approved for Disability
Oberlin City	1	0	0	0
Ohio Hi Point (JVSD)	0	0	0	0
Old Brooklyn Montessori (Community Schools)	0	0	0	0
Old Fort Local	0	0	0	0
Olentangy Local	2	1	0	1
Olmsted Falls City	0	0	0	0
Omega School of Excellence (Community Schools)	0	0	0	0
Ontario Local	0	0	0	0
Orange City	0	0	0	0
Oregon City	3	1	0	2
Orrville City	1	0	0	1
Osnaburg Local	1	0	0	1
Otsego Local	2	1	0	1
Ottawa Hills Local	0	0	0	0
Ottawa-Glandorf Local	2	0	0	1
Ottoville Local	0	0	0	0
Owens State Community College	2	0	0	2
P.A.S.S. (Community Schools)	0	0	0	0
Painesville City Local	1	0	0	1

Employer	Submitted	In Process	Cancelled	Denied	Approved	Total Employees Approved for Disability
Painesville Local	1	1	0	0	0	0.000%
Paint Valley Local	0	0	0	0	0	0.000%
Pandora-Gilboa Local	0	0	0	0	0	0.000%
Parkway Local	0	0	0	0	0	0.000%
Parma City	9	3	0	1	5	0.005%
Patrick Henry Local	0	0	0	0	0	0.000%
Paulding Exempted Village	2	0	0	0	2	0.016%
Penta-County (JVSD)	1	1	0	0	0	0.000%
Performing Arts of Metropolitan Toledo (Community Schools)	0	0	0	0	0	0.000%
Perkins Local	0	0	0	0	0	0.000%
Perry Local (Allen)	0	0	0	0	0	0.000%
Perry Local (Lake)	2	1	0	0	1	0.007%
Perry Local (Stark)	2	0	0	1	1	0.004%
Perry-Hocking (ESC)	0	0	0	0	0	0.000%
Perrysburg Exempted Village	2	1	0	1	0	0.000%
Pettisville Local	0	0	0	0	0	0.000%
Pickaway County	1	0	0	0	1	0.047%
Pickaway-Ross County (JVSD)	0	0	0	0	0	0.000%
Pickerington Local	2	0	0	1	1	0.003%

Employer	Submitted	In Process	Cancelled	Denied	Approved	Total Employees Approved for Disability
Pike County (JVSD)	0	0	0	0	0	0.000%
Pike-Delta-York Local	0	0	0	0	0	0.000%
Pioneer Career and Technology (JVSD)	1	0	0	0	1	0.014%
Piqua City	0	0	0	0	0	0.000%
Plain Local (Franklin)	2	0	0	0	2	0.019%
Plain Local (Stark)	2	0	0	0	2	0.007%
Pleasant Local	0	0	0	0	0	0.000%
Plymouth Local	0	0	0	0	0	0.000%
Poland Local	1	1	0	0	0	0.000%
Polaris (JVSD)	0	0	0	0	0	0.000%
Port Clinton City	1	0	0	0	1	0.008%
Portage County	0	0	0	0	0	0.000%
Portage Lakes (JVSD)	2	0	0	1	1	0.037%
Portsmouth City	5	0	0	1	4	0.026%
Preble County (ECS)	0	0	0	0	0	0.000%
Preble-Shawnee Local	2	1	0	0	1	0.010%
Princeton City	6	1	0	2	3	0.006%
Put-in-Bay Local	0	0	0	0	0	0.000%
Putnam County (ECS)	0	0	0	0	0	0.000%

Employer	Submitted	In Process	Cancelled	Denied	Approved	Total Employees Approved for Disability
Pymatuning Valley Local	0	0	0	0	0	0.000%
Ravenna City	2	0	0	0	2	0.010%
Reading Community City	0	0	0	0	0	0.000%
Revere Local	1	0	0	0	1	0.008%
Reynoldsburg City	1	1	0	0	0	0.000%
Rhea Academy (Community Schools)	0	0	0	0	0	0.000%
Richard Allen Academy (Community Schools)	0	0	0	0	0	0.000%
Richmond Heights Local	1	0	0	0	1	0.013%
Ridgedale Local	2	1	1	0	0	0.000%
Ridgemoat Local	0	0	0	0	0	0.000%
Ridgewood Local	1	0	0	0	1	0.011%
Ripley-Union-Lewis-Huntington	0	0	0	0	0	0.000%
Riser Military Academy (Community Schools)	0	0	0	0	0	0.000%
Rittman Exempted Village	0	0	0	0	0	0.000%
River Valley Local	0	0	0	0	0	0.000%
River View Local	0	0	0	0	0	0.000%
Riverdale Local	0	0	0	0	0	0.000%
Riverside Academy (Community Schools)	0	0	0	0	0	0.000%
Riverside Local	0	0	0	0	0	0.000%

Employer	Total Employees			
	Submitted	In Process	Cancelled	Approved for Disability
Rock Hill Local	2	1	0	0
Rocky River City	2	0	0	1
Rolling Hills Local	1	0	0	1
Rootstown Local	1	1	0	0
Ross Local	0	0	0	0
Ross-Pike (ECS)	0	0	0	0
Rossford Exempted Village	2	0	0	2
Russia Local	0	0	0	0
Salem City	2	0	0	2
Sandusky City	2	0	0	1
Sandusky County	0	0	0	0
Sandy Valley Local	0	0	0	0
Scioto County (JVSD)	0	0	0	0
Scioto Valley Local (Pike)	0	0	0	0
Scioto Valley Local (Ross)	1	0	0	1
Sebring Local	0	0	0	0
Seneca East Local	0	0	0	0
Seovec Metro	1	0	0	1
Shadyside Local	0	0	0	0

Employer	Total Employees				Approved for Disability
	Submitted	In Process	Cancelled	Denied	
Shaker Heights City	0	0	0	0	0.000%
Shawnee Local	1	1	0	0	0.000%
Sheffield-Sheffield Lake City	1	1	0	0	0.000%
Shelby City	0	0	0	0	0.000%
Shelby County (ECS)	0	0	0	0	0.000%
Sidney City	1	0	0	1	0.006%
Solon City	2	1	0	1	0.004%
South Central Local	0	0	0	0	0.000%
South Central Ohio (ECS)	0	0	0	0	0.000%
South Euclid-Lyndhurst City	2	1	0	1	0.004%
South Point Local	1	0	0	1	0.009%
South Range Local	0	0	0	0	0.000%
Southeast Local (Portage)	0	0	0	0	0.000%
Southeast Local (Wayne)	0	0	0	0	0.000%
Southeastern Local	0	0	0	0	0.000%
Southern Hills (JVSD)	0	0	0	0	0.000%
Southern Local (Columbiana)	0	0	0	0	0.000%
Southern Local (Meigs)	1	1	0	0	0.000%
Southern Local (Perry)	1	0	0	1	0.016%

Employer	Submitted	In Process	Cancelled	Denied	Approved	Total Employees Approved for Disability
Southington Local	1	0	0	0	1	0.023%
Southwest Licking Local	3	1	0	0	2	0.011%
Southwest Local	1	0	0	0	1	0.019%
Southwestern City	8	1	0	2	5	0.005%
Southwestern Ohio Educational Purchasing Council	0	0	0	0	0	0.000%
Spencerville Local	0	0	0	0	0	0.000%
Springboro Community City	1	0	0	0	1	0.007%
Springfield City	10	3	0	1	6	0.009%
Springfield Local (Lucas)	1	0	0	0	1	0.005%
Springfield Local (Mahoning)	0	0	0	0	0	0.000%
Springfield Local (Summit)	1	1	0	0	0	0.000%
Springfield-Clark County (JVSD)	0	0	0	0	0	0.000%
St. Bernard-Elmwood Place City	1	0	0	0	1	0.016%
St. Clairsville-Richland City	0	0	0	0	0	0.000%
St. Henry's Consolidated Local	0	0	0	0	0	0.000%
St. Mary's City	1	0	0	0	1	0.008%
Stark County	1	0	0	0	1	0.007%
Stark County Area (JVSD)	0	0	0	0	0	0.000%
Steubenville City	0	0	0	0	0	0.000%

Employer	Submitted	In Process	Cancelled	Denied	Approved	Total Employees Approved for Disability
Slow-Munroe Falls City	0	0	0	0	0	0.000%
Strasburg-Franklin Local	0	0	0	0	0	0.000%
Streetsboro City	0	0	0	0	0	0.000%
Strongsville City	0	0	0	0	0	0.000%
Struthers City	0	0	0	0	0	0.000%
Stryker Local	0	0	0	0	0	0.000%
Sugarcreek Local	1	1	0	0	0	0.000%
Summit Academy-Canton (Community Schools)	0	0	0	0	0	0.000%
Summit County	0	0	0	0	0	0.000%
Summit Opportunity (Community Schools)	0	0	0	0	0	0.000%
Swanton Local	0	0	0	0	0	0.000%
Switzerland of Ohio Local	0	0	0	0	0	0.000%
Sycamore City	6	2	0	1	3	0.007%
Sylvania City	4	0	0	0	4	0.009%
Symmes Valley Local	0	0	0	0	0	0.000%
Talawanda City	1	0	0	0	1	0.005%
Tallmadge City	1	0	0	0	1	0.006%
Teays Valley Local	2	2	0	0	0	0.000%
Tecumseh Local	0	0	0	0	0	0.000%

Employer	Submitted	In Process	Cancelled	Denied	Approved	Total Employees Approved for Disability
Teresa A. Dowd (Community Schools)	0	0	0	0	0	0.000%
Terra Community College	0	0	0	0	0	0.000%
The Edge Academy (Community Schools)	0	0	0	0	0	0.000%
The International Preparatory (Community Schools)	0	0	0	0	0	0.000%
The Millenium School (Community Schools)	0	0	0	0	0	0.000%
The Summit Academy (Community Schools)	0	0	0	0	0	0.000%
Three Rivers Local	1	0	0	0	1	0.009%
Tiffin City	1	0	0	0	1	0.005%
Tipp City Exempted Village	0	0	0	0	0	0.000%
Toledo Academy of Learning (Community Schools)	0	0	0	0	0	0.000%
Toledo City	39	14	2	2	21	0.010%
Toledo Schools for the Arts (Community Schools)	0	0	0	0	0	0.000%
Toledo Village Shule (Community Schools)	0	0	0	0	0	0.000%
Toronto City	1	0	0	0	1	0.015%
Trade and Technical Preparatory (Community Schools)	0	0	0	0	0	0.000%
Tri-County (ESC)	0	0	0	0	0	0.000%
Tri-County (JVSD)	1	0	0	0	1	0.021%
Tri-County North Local	0	0	0	0	0	0.000%
Tri-Rivers (JVSD)	2	0	0	0	2	0.016%

Employer	Total Employees				Approved for Disability
	Submitted	In Process	Cancelled	Denied	
Tri-Valley Local	0	0	0	0	0.000%
Tri-Village Local	0	0	0	0	0.000%
Triad Local	1	0	0	0	0.020%
Trimble Local	0	0	0	0	0.000%
Triway Local	0	0	0	0	0.000%
Trotwood-Madison City	5	2	0	1	0.009%
Troy City	0	0	0	0	0.000%
Trumbull County (ECS)	2	0	0	0	0.010%
Trumbull County (JVSD)	1	1	0	0	0.000%
Tuscarawas County	0	0	0	0	0.000%
Tuscarawas Valley Local	2	1	1	0	0.000%
Tuslaw Local	1	0	0	0	0.014%
Twin Valley Local	1	1	0	0	0.000%
Twinsburg City	2	2	0	0	0.000%
Union Local	1	0	0	0	0.011%
Union-Scioto Local	2	1	0	0	0.009%
United Local	0	0	0	0	0.000%
University of Akron	10	1	0	0	0.011%
Upper Arlington City	0	0	0	0	0.000%

Employer	Submitted	In Process	Cancelled	Denied	Approved	Total Employees Approved for Disability
Upper Sandusky Exempted Village	0	0	0	0	0	0.000%
Upper Scioto Valley Local	0	0	0	0	0	0.000%
Upper Valley (JVSD)	0	0	0	0	0	0.000%
Urbana City	1	1	0	0	0	0.000%
US Grant (JVSD)	0	0	0	0	0	0.000%
Valley Local	0	0	0	0	0	0.000%
Valley View Local	1	0	0	0	1	0.001%
Van Buren Local	0	0	0	0	0	0.000%
Van Wert City	0	0	0	0	0	0.000%
Vandalia Butler City	2	0	0	1	1	0.004%
Vanguard-Sentinel Career (JVSD)	0	0	0	0	0	0.000%
Vanlue Local	0	0	0	0	0	0.000%
Vantage (JVSD)	0	0	0	0	0	0.000%
Vermilion Local	1	0	0	0	1	0.009%
Versailles Exempted Village	0	0	0	0	0	0.000%
Vinton County Local	1	1	0	0	0	0.000%
Wadsworth City	2	0	0	0	2	0.009%
Walnut Township Local	0	0	0	0	0	0.000%
Wapakoneta City	1	0	0	0	1	0.006%

Employer	Submitted	In Process	Cancelled	Denied	Approved	Total Employees Approved for Disability
Warren City	4	0	0	0	4	0.009%
Warren County (ESC)	1	0	0	0	1	0.026%
Warren County (JVSD)	0	0	0	0	0	0.000%
Warren Local	2	1	0	1	0	0.000%
Warrens ville Heights City	2	1	0	0	1	0.005%
Washington County	0	0	0	0	0	0.000%
Washington County (JVSD)	0	0	0	0	0	0.000%
Washington Court House City	1	0	0	0	1	0.007%
Washington Local	3	1	0	0	2	0.005%
Washington State Community College	1	0	0	0	1	0.012%
Washington-Nile Local	2	0	0	0	2	0.023%
Waterloo Local	0	0	0	0	0	0.000%
Wauseon Exempted Village	0	0	0	0	0	0.000%
Waverly City	1	0	0	0	1	0.008%
Wayne County (JVSD)	1	0	0	0	1	0.015%
Wayne Local	0	0	0	0	0	0.000%
Wayne Trace Local	0	0	0	0	0	0.000%
Waynesfield-Goshen Local	1	0	0	0	1	0.022%
Weathersfield Local	1	0	0	0	1	0.020%

Employer	Submitted	In Process	Cancelled	Denied	Approved	Total Employees Approved for Disability
Wellington Exempted Village	0	0	0	0	0	0.000%
Wellston City	0	0	0	0	0	0.000%
Wellsville Local	1	1	0	0	0	0.000%
West Branch Local	1	0	0	1	0	0.000%
West Carrollton	3	1	0	0	2	0.008%
West Clermont Local	2	0	0	0	2	0.004%
West Geauga Local	2	1	0	0	1	0.007%
West Holmes Local	1	0	0	0	1	0.006%
West Liberty-Salem Local	0	0	0	0	0	0.000%
West Muskingum Local	0	0	0	0	0	0.000%
Western Buckeye (ECS)	0	0	0	0	0	0.000%
Western Local	0	0	0	0	0	0.000%
Western Reserve Local (Huron)	0	0	0	0	0	0.000%
Western Reserve Local (Mahoning)	2	0	0	0	2	0.045%
Western-Brown Local	1	0	0	0	1	0.008%
Westerville City	10	4	0	0	6	0.010%
Westfall Local	1	0	0	0	1	0.011%
Westlake City	1	0	0	0	1	0.004%
Wheetersburg Local	1	1	0	0	0	0.000%

Employer	Submitted	In Process	Cancelled	Denied	Approved	Total Employees Approved for Disability
Whitehall City	2	0	0	0	2	0.014%
Wickliffe City	0	0	0	0	0	0.000%
Willard City	0	0	0	0	0	0.000%
Williamsburg Local	2	0	0	0	2	0.030%
Willoughby-Eastlake City	4	0	0	1	3	0.006%
Wilmington City	1	1	0	0	0	0.000%
Windham Exempted Village	0	0	0	0	0	0.000%
Winton Woods City	3	0	0	0	3	0.013%
Wolf Creek Local	1	1	0	0	0	0.000%
Wood County (ECS)	1	0	0	0	1	0.007%
Woodmore Local	1	1	0	0	0	0.000%
Woodridge Local	0	0	0	0	0	0.000%
Wooster City	2	1	0	0	1	0.004%
World of Wonder Accelerated (Community Schools)	0	0	0	0	0	0.000%
Worthington City	7	1	0	1	5	0.008%
Wynford Local	1	0	0	0	1	0.014%
Wyoming City	0	0	0	0	0	0.000%
Xenia Community	4	0	0	0	4	0.007%
Yellow Springs Exempted Village	0	0	0	0	0	0.000%

Employer	Total Employees					Approved for Disability
	Submitted	In Process	Cancelled	Denied	Approved	
Youngstown (Community Schools)	0	0	0	0	0	0.000%
Youngstown City	5	0	0	1	4	0.005%
Zane Trace Local	0	0	0	0	0	0.000%
Zanesville City	1	0	0	0	1	0.004%